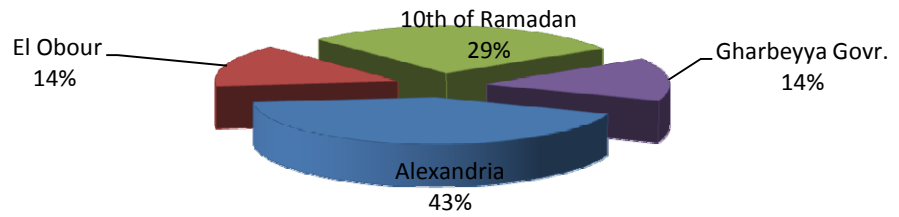


QIZ Company Statistics - 9 Companies Approved in June 6th, 2010

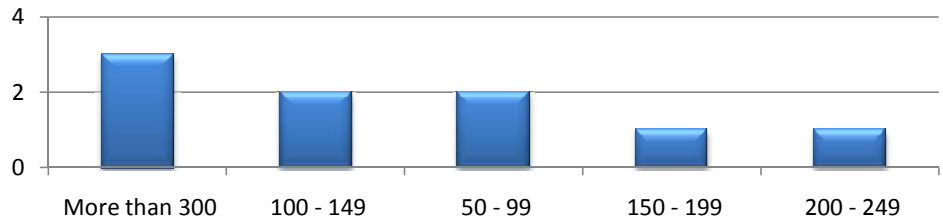
Distribution of listed companies by location

Location	Freq.
Alexandria	3
El Obour	1
10th of Ramadan	2
Gharbeyya Govr.	1
Shoubra El Kheima	1
Other Cairo Area	1
Grand Total	9



Distribution of listed companies by labor (total no. of workers)

Worker.Category	Freq.
More than 300	3
100 - 149	2
50 - 99	2
150 - 199	1
200 - 249	1
Grand Total	9



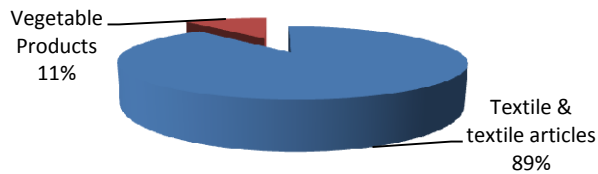
Distribution of listed companies by export situation

export situation	Freq.
No	5
Yes	4
Grand Total	9

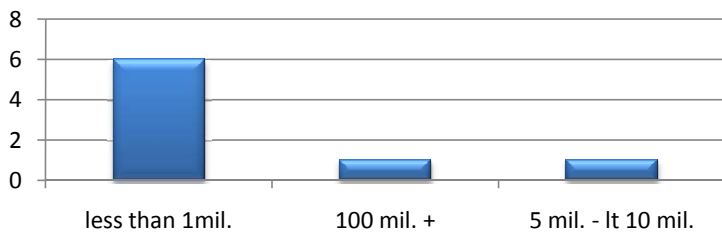


Distribution of listed companies by sector

Sector1	Freq.
Textile & textile articles	8
Vegetable Products	1
Grand Total	9



Distribution of listed companies by capital (EGP)



Distribution of listed companies by investments (EGP)

